




## SAFETY



### Only Touch

## OT-16SD\_

Security Keyboard with OLED display.

#### Technical data

Power supply directly from the command C-4ZOND-RF: 3.3 V and 12 V / 50 mA  
Ingress protection IP IP20

#### Note:

The OT-16SD\_ has to be plugged onto the C-4ZONDRF and connected to the ONLY security BUS from CENTRALSEC.



**Danger - Electric Shock Risk!**  
Switch off the power before any intervention.

Handling by qualified and authorized persons only.

#### Description

The OT-16SD\_ is a security keyboard with OLED display with 20 touch sensors. Provides general automation commands.

#### Applications

Alarm control. Through the configuration, it is possible to perform scenarios and control lights and blinds.

#### Installation

The OT-16SD\_ must be mounted on the expander C-4ZOND-RF. It is indicated for installation next to the entrance of the house to enter user codes to arm and disarm the alarm.

#### Units available

Name	Color			Finish Coat	
	White	Silver	Black	Mate	Glossy
OT-16SD-W	✓			✓	
OT-16SD-S		✓		✓	
OT-16SD-B			✓	✓	
OT-16SD-WG	✓				✓
OT-16SD-SG		✓			✓
OT-16SD-BG			✓		✓

#### Features

OLED display with 128 x 64 dots

20 illuminated touch sensors (10 keys for entering codes, 3 for arming mode, 3 for automation commands and 4 for navigation in the display menus)

OLED technology display with 128 x 64 dots

3 modes: Total, Night and Partial

Management of User, Manager and Service codes

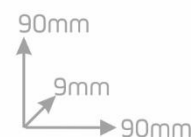

Managing Phone Numbers

Date and time

Scenarios Leave Home and Night

General control for up and down blinds

General switch to turn lights off



Subject to change without notice



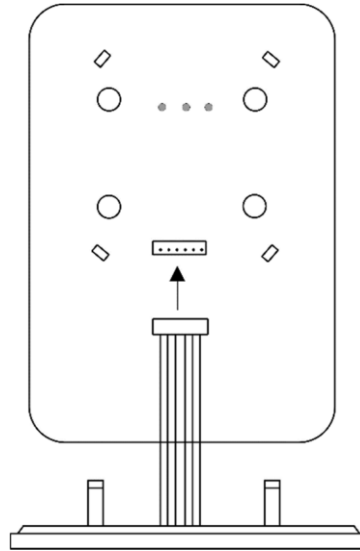
# SAFETY



## Only Touch OT-16SD\_

Security Keyboard with OLED display.

Connection Diagram:



**Danger - Electric Shock Risk!**  
Switch off the power before any intervention.  
Handling by qualified and authorized persons only.

Subject to change without notice