

## DIN Rail D-FDRV

Automation BUS line power

### Technical data

Power supply	110-230 V ~ 50/60 Hz
Consumption	< 1.5 W
Output BUS	22V DC
Isolated Output BUS (Q,0V)	12V DC
Ingress protection IP	IP20

### Description

The D-FDRV is a power module of the ONLY automation BUS line.

Provides galvanic isolation between BUS lines, when the installation is composed of more than one electric switchboard, or ONLY modules protected by different ID's.

### Applications

Houses, shops, hospitals, clinics and hotels.

### Installation

The D-FDRV is mounted on DIN Rail, occupying 3 modules of 17.5mm.

It is mandatory have at least one D-FDRV on each electric switchboard.

This module provides a galvanic 2-wire BUS for upstream column (Q, 0V) isolation to the interconnection of the BUS between switchboards.

It is recommended not to connect more than 50 modules in the automation BUS (B, N).

The BUS line is set to a potential of +22 V to the neutral.

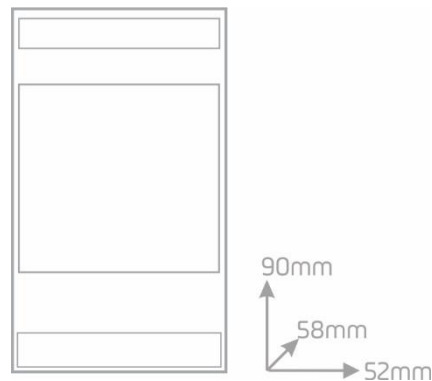
A drop of approx. 0.15 V happens for each module connected to the BUS. Operability is guaranteed as long as the voltage in the BUS does not fall below + 12V.

### Features

Galvanic isolation between different BUS segments

Provides power to the isolated BUS line (Q, 0V)

Allows generating commands "Backup/Restore".



Note:

When measuring the BUS line voltage, take the necessary safety measures as to measure any live voltage. The BUS line is a live line.




**Danger - Electric Shock Risk!**

**Switch off the power before any intervention.**

**Handling by qualified and authorized persons only.**

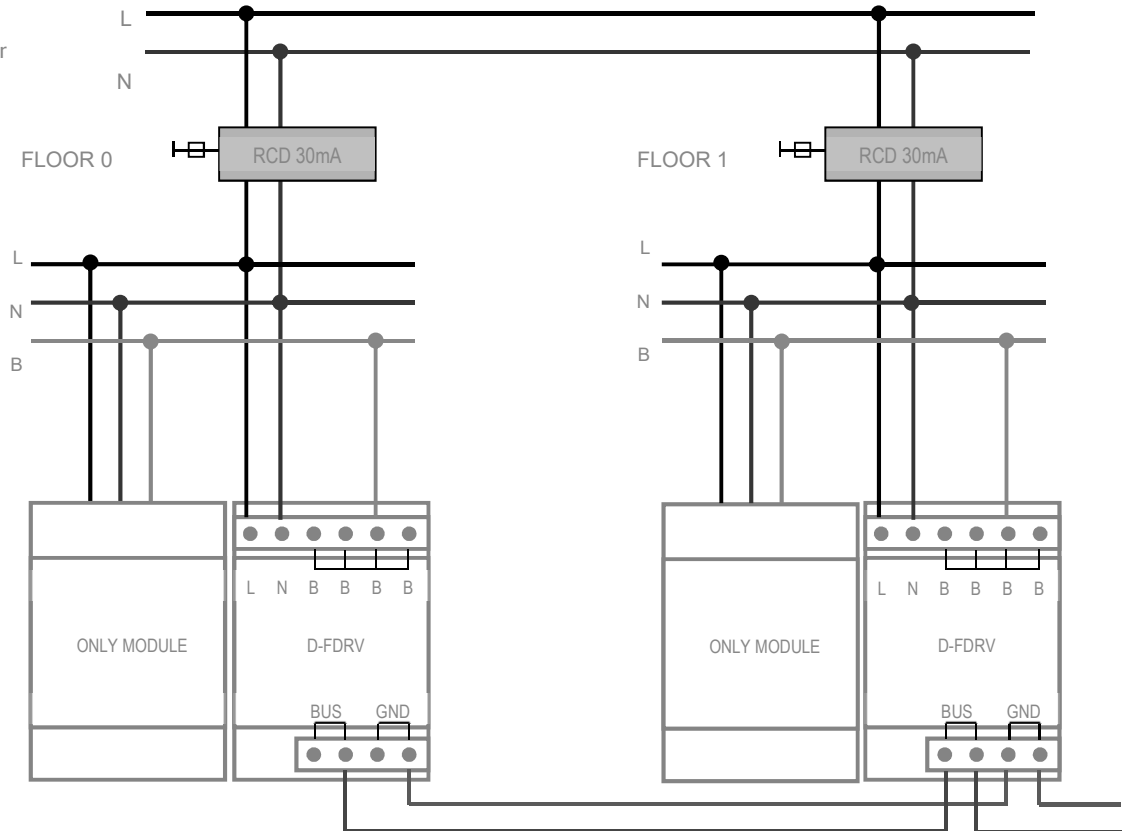
Subject to change without notice

Connection diagram:



## DIN Rail D-FDRV

Automation BUS line power



**Danger - Electric Shock Risk!**  
Switch off the power before any intervention.  
Handling by qualified and authorized persons only.

ISOLATED  
2-WIRE BUS

Subject to change without notice